



The Texas Lyceum Poll

Summary of Findings

Our third statewide poll on politics and policy finds Texans slow to choose sides in next year's race for governor and a possible race for U.S. Senate.

But Gov. Rick Perry leads U.S. Sen. Kay Bailey Hutchison, his major challenger in the Republican primary, with 33% to her 21% and more than 40% of potential Republican primary voters still undecided. Kinky Friedman leads a Democratic trial heat where 80% of the voters haven't decided. And while Houston Mayor Bill White leads a field of eight in a field for a Senate special election, nearly three out of four voters don't name a favorite in that contest.

General Information

We interviewed Texas adults during the June 5-12 period, talking to 860 adults, 51% female, and 49% male. Three out of four said they are registered voters.

One third are "extremely interested" in politics and public affairs and another 46% are "somewhat interested." Almost half – 49% – said they vote in "every" or "almost every" election. Another 24 percent said they haven't voted in any election "over the last two or three years."

About a third of the respondents (32%) are identified as Hispanic, 11% as African American, and 54% as White. Catholics were more prevalent, at 27 percent, than any other specific religious denomination, followed by Baptists (15 percent), and Christians who didn't identify with a particular denomination (12 percent).

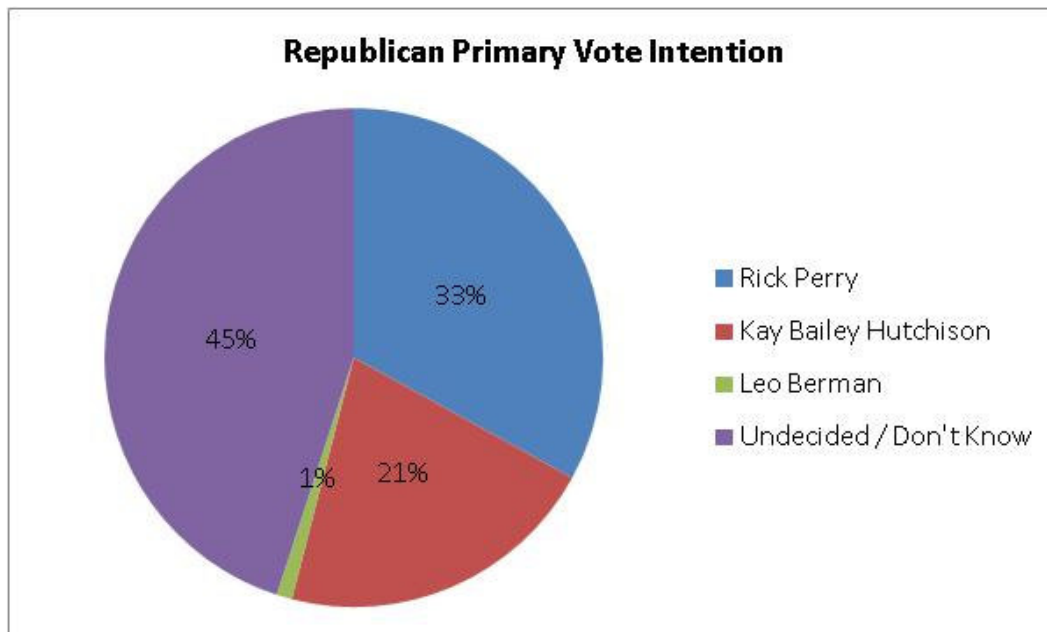
Only 26 percent said they live in rural areas. Two-thirds are married. More than half (58%) have annual family incomes of \$75,000 or less, and 54 percent said they don't have a college degree (45% had at least an undergraduate degree).

More respondents (46%) identified themselves as Independents than as Republicans (25%) or Democrats (28%). More of those who don't identify with a party said they lean Republican (29%) than lean Democrat (22%). Asked about their political outlook, more consider themselves Conservative (46%) than as Moderate (35%) or Liberal (19%).

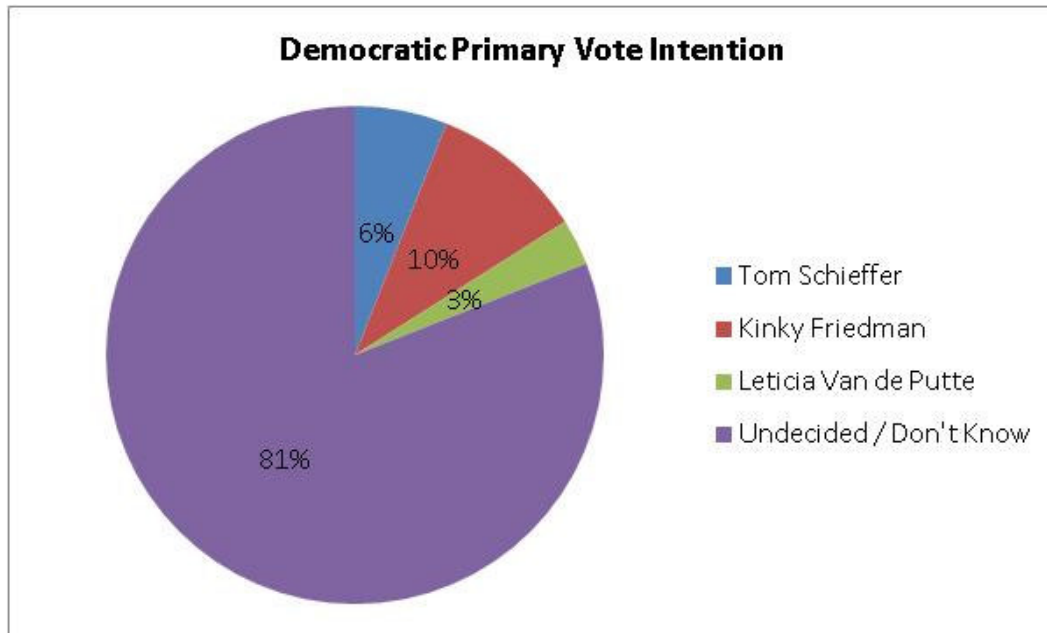
About the same number of those polled said they are "certain" or "likely" to vote in each party's primary (Republicans, 31%; Democrats, 30%), and another 17 percent said they intend to vote in a primary but haven't yet decided which one.

2010 Elections: Governor and U.S. Senate

Texans who plan to vote in next year's Republican primary for governor favor incumbent Rick Perry over his main challenger, U.S. Sen. Kay Bailey Hutchison, by a 33-21 margin, but the most common answer to that question was undecided, with 41 percent saying they haven't made up their minds. A small group – 1 percent – expressed support for state Rep. Leo Berman. Perry leads Hutchison among self-identified Republicans 40% to 18%, but that's also the group with the largest number of undecided voters, at 48%. Hutchison carries 49% of self-identified Democrats and Independents who say they plan to vote in the GOP primary, compared to 23% for Perry and 29% undecided.



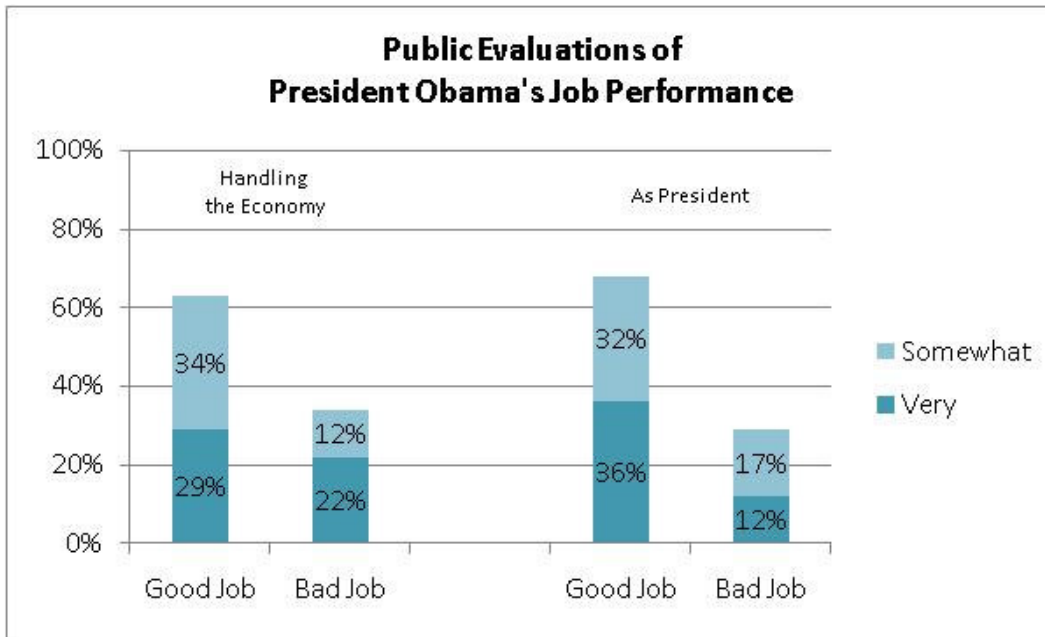
The nominal favorite in the Democratic primary is writer/musician Kinky Friedman, with 10%, over former U.S. Ambassador Tom Schieffer (6%), and state Sen. Leticia Van de Putte (3%), but as with the Republicans, most primary voters on the Democratic side (73%) say they haven't decided on their choice for next March's elections.



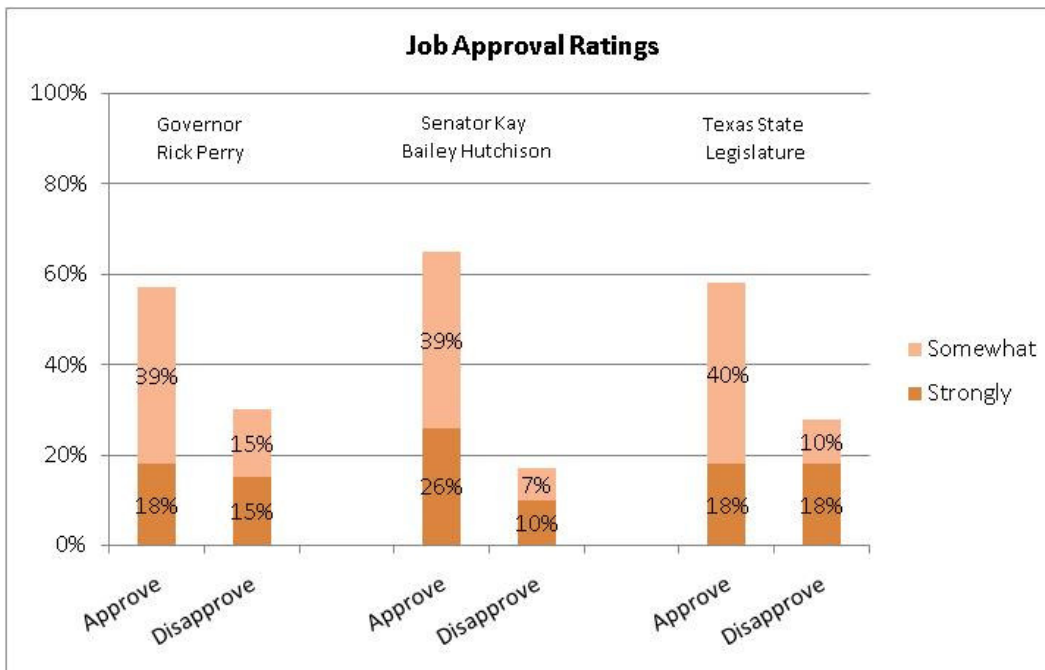
They're largely undecided on their favorite candidates for U.S. Senate, should Hutchison resign late this year and prompt a special election in May 2010. Given the choice of six Republicans and two Democrats who've expressed interest in that race, 71 percent said they either haven't decided or didn't want to say. Houston Mayor Bill White led the pack with 9%, followed by Attorney General Greg Abbott and Lt. Gov. David Dewhurst, with 4%; Railroad Commissioner Elizabeth Ames Jones and former Texas Secretary of State Roger Williams, 3%; and state Sen. Florence Shapiro, former Comptroller John Sharp, and Railroad Commissioner Michael Williams, at 2%. Sharp and White are Democrats; the others are Republicans.

Grading the Officeholders

Texans think President Barack Obama is doing a "very" or "somewhat" good job with the economy (63%), and they like the way he's handling his job as president more generally (68%). The number of Texans who don't have an opinion on either of those two assessments was very small.



Asked to grade Gov. Rick Perry's performance, 57% said they approve and 30% said they don't approve. U.S. Sen. Kay Bailey Hutchison got good marks from 65% and bad ones from 17%. U.S. Sen. John Cornyn has the approval of 55% and disapproval of 19%. The Texas Legislature, which finished the regular session several days before the polling began, has the approval of 58 percent of respondents and disapproval of 28% – numbers almost identical to Perry's.



Methodology

The 2009 Texas Lyceum Poll is a telephone-based multi-stage cluster sample of Texas adults. Telephone coverage within the state of Texas is approximately 97%. Randomized selection procedures were assiduously followed throughout the process, even at the level of selecting individuals within the household. The final sample size is 860 adult Texans. The instrument itself relies on questions that have been used previously in national polls, and have been shown to be both valid (correlating with plausible independent and dependent variables) and reliable (robust to question order and interviewer effects). A Spanish version of the instrument was developed and respondents were given a choice of participating in English or Spanish. Bilingual interviewers were utilized, and approximately 146 interviews (17% of the sample) were completed in Spanish. The overall response rate (completed interviews/contacts) is 38%. This rate is partially the result of an extended time in the field, which facilitated call-backs. The overall margin of error for the sample is +/- 3.34 percentage points at the 95% confidence level. The data used to generate top-lines and tables are weighted by U.S. Census Bureau estimates with respect to age, gender, and race. For example, Census data indicate the proportion of 18-29 year old Hispanic females in Texas, and we use these estimates to weight the survey data. As expected, the most significant weights are applied to young, male, minority respondents (who are under-represented here, as they are in almost all polls in the U.S.).

Primary election items are asked of those who said they were "certain" or "likely" to vote in that party's primary. Based on this, 267 respondents were asked about their preferences in the Republican primary, and 255 respondents were asked about their preferences in the Democratic primary. The margins of error for the ballot items are +/- 6.04 and +/- 6.14 percentage points, respectively. All 860 respondents were asked their preferences for the U.S. Senate election.

About the Texas Lyceum

The Texas Lyceum, a non-profit, non-partisan group, is a statewide leadership organization focused on identifying the next generation of top Texas leaders. The Lyceum consists of 96 men and women from throughout the state who begin their six-year terms while under the age of 46, and who have demonstrated leadership in their communities and professions, together with a deep commitment to Texas.

The Texas Lyceum acts as a catalyst to bring together diverse opinions and

expertise to focus on national and state issues, and seeks to emphasize constructive private sector, public sector, and individual responses to the issues.

To accomplish these purposes, the Lyceum conducts periodic public forums, publishes the Lyceum Journal, commissions The Texas Lyceum Poll, and convenes programs for its Directors to explore and discuss key economic and social issues of the state and nation.

For more information visit *www.TexasLyceum.org*.